

# The Strategic Significance of Mediterranean Energy

Dr. Theodoros Tsakiris  
Research Coordinator, IENE

16<sup>th</sup> Energy & Development Summit  
Athens, 22-23 November 2011

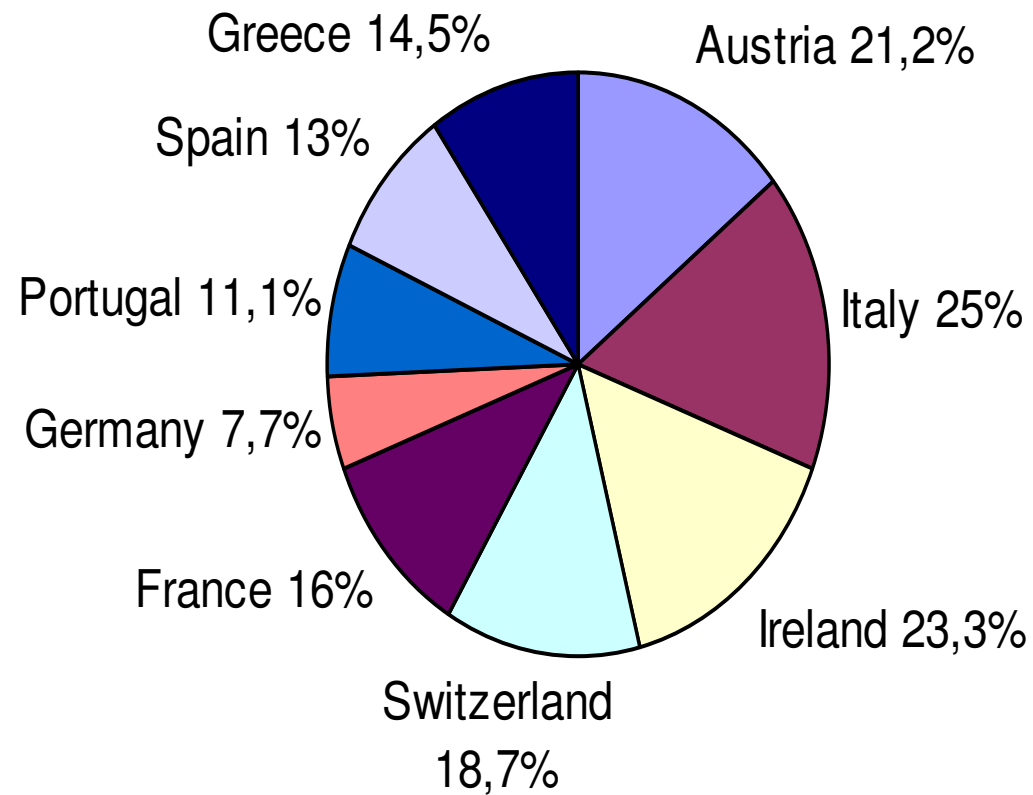
# Energy Security Fundamentals

- 35% of total EU oil imports cross the Suez Canal System after confronting the Piracy ridden-water of the Gulf of Aden.
- North Africa (ALG/LIB) accounted for 14% of total EU Oil imports in 2010.
- North Africa accounted for 17% of total EU Gas imports in 2010.

## Imports of crude oil, by country of origin

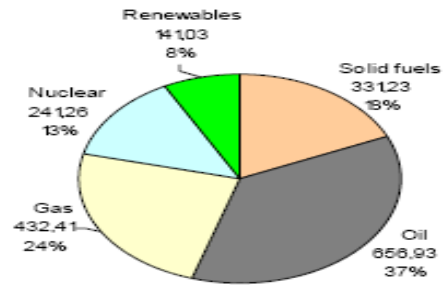
	<i>(Mt)</i>							
	2000	2001	2002	2003	2004	2005	2006	2007
Russia	112	137	155	171	189	188	190	185
Norway	116	108	103	106	109	97	89	84
Saudi Arabia	65	57	53	62	64	61	51	39
Libya	46	44	39	46	50	51	53	56
Iran	35	31	26	35	36	35	36	34
Other countries	168	164	158	134	127	148	154	167
Total	542	542	534	554	575	580	574	566

# Libyan Exports as % of 2010 EU Oil Imports

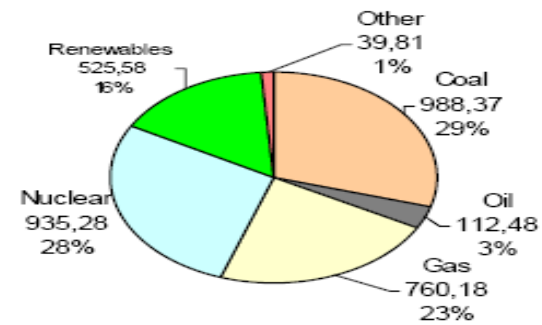


## THE ROLE OF GAS IN EU-27 (2007)

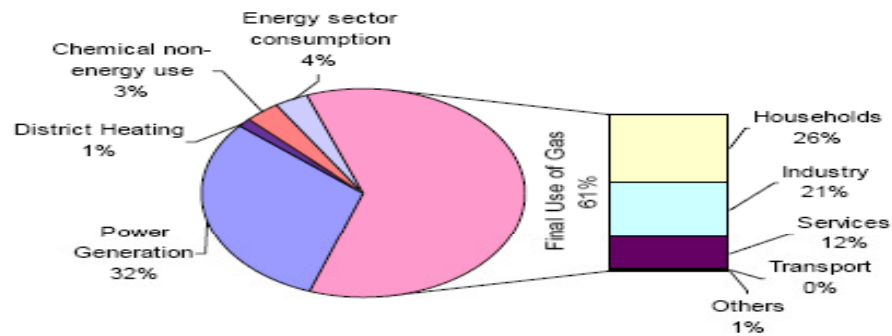
### ENERGY MIX (in Mtoe, %) (2007)



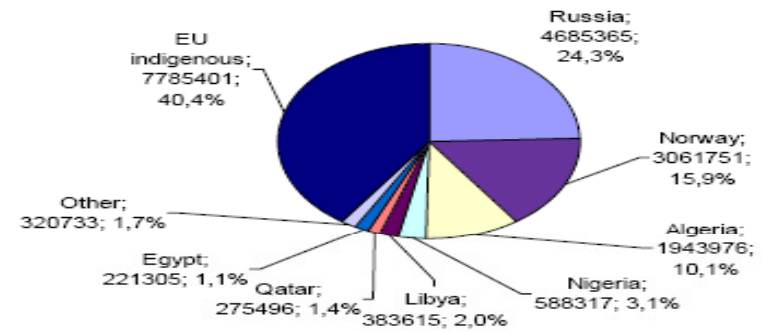
### ELECTRICITY MIX (in TWh, %) (2007)



### ROLE OF GAS (%)



### SOURCE OF NATURAL GAS (%) (2007)



### Gas Import dependency (%)

